



# Pack 404

## Spring Camp Out

### April 23 - 25


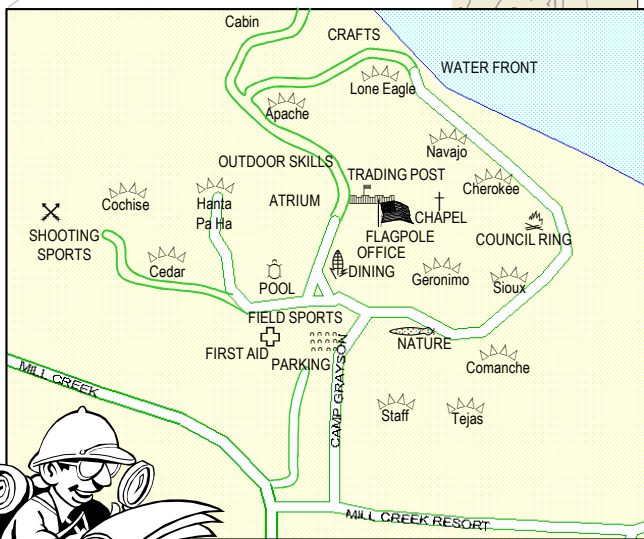
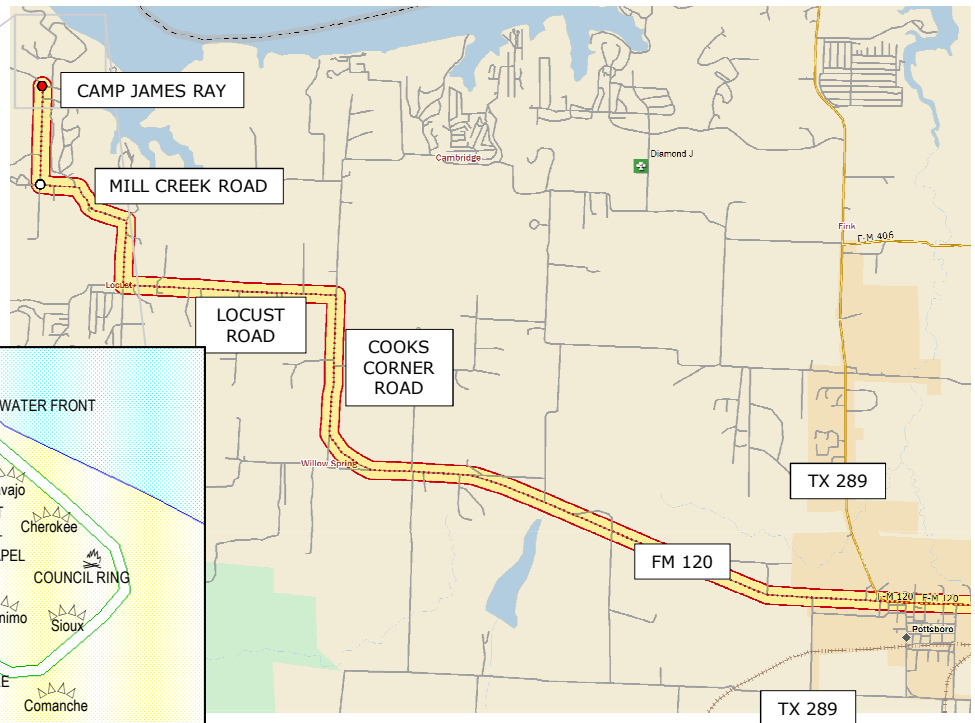


Camp James Ray

Geronimo & Comanche Camp Sites

Camp James Ray is located on the Texas side of Lake Texoma. Camp James Ray is one of the few scout camps that allow catch and keep, in other words you can keep what you catch following TX Fish and Wildlife guidelines.

- head west on FM 120 through Pottsboro
- follow FM 120 northwest to Locust Road
- at Locust 4-way stop, turn north and follow signs to Mill Creek Resort
- entrance to Camp James Ray is on the north side of the road to Mill Creek Marina



Emergency telephone number is 903/786-2591  
71 Camp James Ray Road  
Pottsboro, TX 75076-6012

[Click here for Google Maps](#)

## Family Campout – What to Bring

This is a suggested list of camping equipment to bring for Family Camping. Please bring whatever makes your camping experience comfortable.

Tent---remember your ground cover & stakes!  
Sleeping Bags, Air Mattresses, Pads, blankets, etc.  
Flashlights with extra batteries  
Lanterns with extra batteries  
Food (dinner for Friday; breakfast, lunch on Saturday) & snacks  
Drinks—LOTS of WATER!! Water bottles or canteens  
Cooler, Ice  
Paper Plates, Paper Cups, Napkins, Plastic Utensils  
Whistles  
Trash Bags  
Toilet Paper  
Fishing Poles & Tackle (if fishing)(license for adults)  
Camp Chairs

### **Optional, Not absolutely necessary, but nice to have:**

Cooking Equipment---pots, pans, coffee pot, spatulas, coffee mugs  
Propane Burners or Stove  
Camp Tables  
Marshmallow/hot dog Sticks  
Portable grill – propane or charcoal  
Folding stove stand or table  
Battery-operated lantern (nice for general lighting inside tent)  
Dining shelter/screen tent  
Firewood(if you can)  
Baby Wipes  
Tarps and/or Canopy

## General Camp Rules

Please do not wear open-toed shoes or sandals.

You must provide your own camping equipment (including tents, sleeping bags, cooking utensils, stoves, flashlights, and lanterns), food and snacks, and drinks. The Pack will provide Saturday evening dinner.

No Scout or Sibling may leave camp without a Buddy. Every child should have a whistle with them at all times. Remember, if you are lost, hug the nearest tree and BLOW that whistle!

All Scouts must carry a bottle of water with them at all times.

Our campsites must be cleaned by 11:00 am on Sunday morning. Checkout at 12:00pm

Unless accompanied by parent/adult partner scouts should consider any body of water to be off limits except for organized pack activities.

Food will be put away at night, secured in a vehicle or cooler (with weight on top).

**The Boy Scouts of America prohibits the use of alcoholic beverages and controlled substances at encampments or activities on property owned and/or operated by the Boy Scouts of America, or at any activity involving participation of youth members.**

Boys are not allowed to carry knives unless they have earned their Whittling Chit card (Bears and Webelos). If your son will be working on his Whittling Chit, the parent must bring it to the campout and give it to their son at the beginning of the class. Anyone who abuses their knife privilege will have their pen knife taken away.

Cub Scouts follow an Outdoor Code and a Leave no Trace policy. When we depart the camp ground on Sunday, we must leave no trace that we were there. EVERYONE is responsible for the campsite, not just those who are the last to leave on Sunday.


## Camp Fire Rules

**Fire Safety:** Many young children are almost transfixed by fire. Parents must supervise their children at all times, but especially around the fires. Cubs are prohibited from adding wood (or anything else) to the fire without express permission and supervision from their parent or a leader. The fire shovel and sand pail are intended to be fire safety devices and must remain near the fire ring.

Please no unattended campfires and please build your campfire in the fire rings. Scouts are NOT allowed to poke sticks into the fire or throw pine straw, leaves, trash, etc. into the campfires.

**Cubs cooking food, especially marshmallows, must have one-on-one, parent-child supervision at all times.** A burning marshmallow is a sticky flaming mass that can cling to skin or clothing and cause a very serious burn.

Tiger Cubs should be instructed to stay outside the ring unless accompanied and supervised by a parent. The campfire will be built and maintained by adults only. Cub scouts are not permitted to start the fire (except under leader supervision as part of a scout achievement), and are not permitted to add wood to the fire; these are adult responsibilities.



Lake Texoma is famous for sand bass and stripers. The several miles of shoreline on Camp James Ray provide some great fishing. Remember to bring your fishing gear.

Fishing instructions (and "belt loop" requirements) may be found in the "Cub Scouts Academics and Sports" program guide. Bring your own fishing gear, rods, bait. Each Cub Scout/Sibling must be with adult - preferably their parents.



If hiking and exploring are what you want, take a hike across Homesites Road. You can enjoy our many trails with lots of wildlif

## Hiking Safety and Courtesy

- Each scout should be under the direct supervision of a parent, guardian, or other adult designated by the parent for the duration of the hike.
- Stay on the designated trail.
- Leave plants as you found them.
- Observe, but do not disturb wildlife.
- All Pack 404 hikers should stay behind the designated hike leader.
- Children should cross roadways only with their parent.
- Do not block the trail to passing hikers and bikers. Yield the right-of-way to those passing or traveling uphill.

## Sun Safety

The American Academy of Dermatology advises the following protection tips against damaging rays:

- Limit exposure to sun between 10 a.m. and 4 p.m. when the sun's rays are the strongest.
- Generously apply sunscreen with a sun protection factor (SPF) of at least 15 and reapply every two hours when outdoors, even on cloudy days.
- Wear protective, tightly woven clothing, such as a long-sleeved shirt and pants.
- Wear a 4-inch-wide broad-brimmed hat and sunglasses with UV protective lenses.
- Stay in the shade whenever possible.
- Avoid reflective surfaces, which can reflect up to 85 percent of the sun's damaging rays.



## LEAVE NO TRACE®

As more people use parks and recreation facilities, **LEAVE NO TRACE®** guidelines become even more important for outdoor visitors.

**Leave No Trace** is a plan that helps people to be more concerned about their environment and to help them protect it for future generations. **Leave No Trace** applies in a backyard or local park (frontcountry) as much as it does in the wilderness (backcountry).

We should practice **Leave No Trace** in our attitude and actions wherever we go. Understanding nature strengthens our respect toward the environment. One person with thoughtless behavior or one shortcut on a trail can spoil the outdoor experience for others.

Help protect the environment by remembering that while you are there, you are a visitor. When you visit the outdoors, take special care of the area. Leave everything just as you find it.

Hiking and camping without a trace are signs of a considerate outdoorsman who cares for the environment. Travel lightly on the land.

When boys and leaders complete the requirements they may purchase a Cub Scout **Leave No Trace** temporary patch (No. 08797) through their local council.

### **Leave No Trace Guidelines for our Camp Out:**

#### **Plan Ahead**

Watch for hazards and follow all the rules of the park or outdoor facility. Remember proper clothing, sunscreen, hats, first aid kits, and plenty of drinking water. Use the buddy system. Make sure you carry your family's name, phone number and address.

#### **Stick to Trails**

Stay on marked trails whenever possible. Short-cutting trails causes the soil to wear away or to be packed, which eventually kills trees and other vegetations. Trampled wildflowers and vegetations take years to recover.

#### **Leave What You Find**

When visiting any outdoor areas, try to leave it the same as you find it. The less impact we each make, the longer we will enjoy what we have. Even picking flowers denies others the opportunity to see them and reduces seeds, which means fewer plants next year. Use established restrooms. Graffiti and vandalism have no place anywhere, and they spoil the experience for others. Leave your mark by doing an approved conservation project.

#### **Respect Other Visitors**

Expect to meet other visitors. Be courteous and make room for others. Control your speed when biking or running. Pass with care and let others know before you pass. Avoid disturbing others by making noise or playing loud music. Respect "No Trespassing" signs. If property boundaries are unclear, do not enter the area.

#### **Trash Your Trash**

Make sure all trash is put in a bag or trash receptacle. Trash is unsightly and ruins everyone's outdoor experience. Your trash can kill wildlife. Even materials such as orange peels, apple cores and food scraps take years to break down and may attract unwanted pests that could become a problem.

